
ИЖТИМОЙ ТАДҚИҚОТЛАР ЖУРНАЛИ
ЖУРНАЛ СОЦИАЛЬНЫХ ИССЛЕДОВАНИЙ
JOURNAL OF SOCIAL STUDIES

Gulyamova Saodat Tolibovna,
Bukhara State University

USING COMPARATIVE ANALYSIS FOR TEACHING THE TOPIC
"THE METHOD OF QUESTIONNAIRE IN SOCIOLOGY"



<http://dx.doi.org/10.26739/2181-9297-2018-1-5>

ANNOTATION

As the authority of digital pedagogy is rising day after day, we cannot imagine the methods of teaching in all educational institutions without it. At the present day the role of digital education in the methods of teaching is so important that we can't ignore and deny this fact. In other words, today we may observe that traditional education has been squeezed out gradually in modern pedagogy by digital education. So it is significant to describe and explain the role of empirical sociological researches in society's life to our students by using the new methods of schooling and interactive technologies (digital education) during our lectures, seminars classes and laboratory classes.

Keywords: Motivation, inner motivation, auteur motivation, motivation according to results, motivation according to status, requirement, stimulation, encouragement, moral encouragement, material encouragement, comparative analysis.

Гулямова Саодат Толибовна,
Бухоро Давлат Университети

"СОЦИОЛОГИЯДА АНКЕТАЛАШТИРИШ МЕТОДИ" МАВЗУСИНИ
ЎҚИТИШДА ҚИЁСИЙ ТАҲЛИЛДАН ФОЙДАЛАНИШ

АННОТАЦИЯ

Информацион педагогиканинг нуфузи кундан-кунга ошиб бораётганлиги учун биз барча ўқув муассасаларидаги ўқитиш методларини усиз тасаввур эта олмаймиз. Бугунги кунда информацион таълимнинг ўрни ва роли замонавий педагогикада шунчалик муҳим аҳамият касб этдики, биз мазкур далилни инкор қила олмаймиз. Бошқача қилиб айтганда, анъанавий таълим аста-секинлик билан ўзининг ўрнини информацион педагогикага бўшатиб бермоқда. Шундай қилиб, талабаларимизга маъруза, семинар машғулоти ва лаборатория дарслари давомида эмпирик социологик тадқиқотларнинг жамият ҳаётидаги ўрни ва ролини изоҳлаб ва тушунтириб беришда янги ўқитиш методлари ва интерфаол технологиялардан (информацион педагогика) фойдаланиш муҳим аҳамиятга моликдир.

Калит сўзлар: Мотивация; ички рағбатлантириш; ташқи рағбатлантириш; натижалар бўйича мотивация; статус бўйича мотивация; эҳтиёж; рағбатлантириш; маънавий рағбатлантириш; моддий рағбатлантириш, қиёсий таҳлил.

Гулямова Саодат Толибовна,
Бухарский Государственный Университет

ИСПОЛЬЗОВАНИЕ СРАВНИТЕЛЬНОГО АНАЛИЗА ДЛЯ ПРЕПОДАВАНИЯ ТЕМЫ "МЕТОД АНКЕТИРОВАНИЯ В СОЦИОЛОГИИ"

АННОТАЦИЯ

Поскольку авторитет цифровой педагогики растет день за днем, мы не можем представить себе методы обучения во всех учебных заведениях без него. В настоящее время роль цифрового образования в методах обучения настолько важна, что мы не можем игнорировать и отрицать этот факт. Другими словами, сегодня мы можем заметить, что традиционное образование постепенно вытесняется в современной педагогике посредством цифрового образования. Поэтому важно описать и объяснить роль эмпирических социологических исследований в жизни общества для наших студентов, используя новые методы обучения и интерактивные технологии (цифровое образование) во время наших лекций, семинаров и лабораторных занятий.

Ключевые слова: Мотивация; внутренняя мотивация; внешняя мотивация; мотивация по результатам; мотивация по статусу; потребность; стимулирование; поощрение; моральное поощрение; материальное поощрение, сравнительный анализ.

As the authority of digital pedagogy is rising day after day, we cannot imagine the methods of teaching in all educational institutions without it. At the present day the role of digital education in the methods of teaching is so important that we can't ignore and deny this fact. In other words, today we may observe that traditional education has been squeezed out gradually in modern pedagogy by digital education.

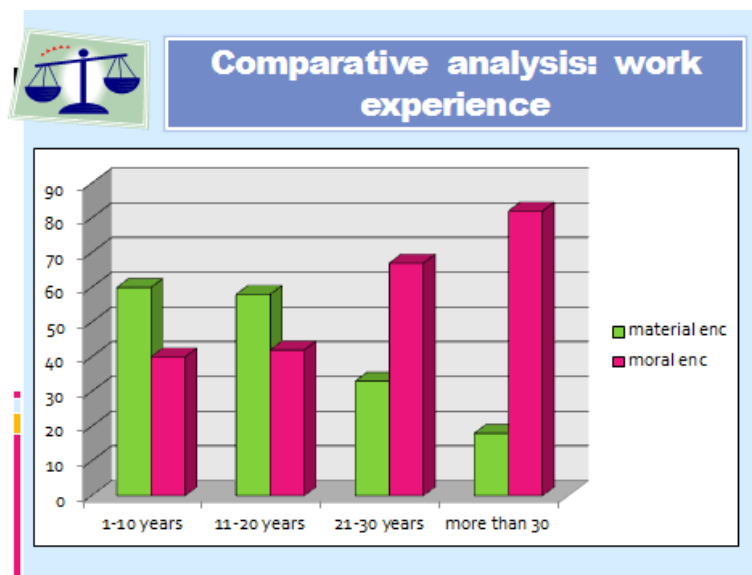
At the present day the role of empirical sociological researches are so important that we can't imagine the future of sociology and the development of sociology without it. So it is significant to describe and explain the role of empirical sociological researches in society's life to our students by using the new methods of teaching and interactive technologies (digital education) during our lectures, seminars classes and laboratory classes.

So 50 respondents (all of them are the listeners of the Branch (Regional) Centre for Retraining and Professional Development of Pedagogical Personnel under the National University of Uzbekistan) take part in the empirical sociological research conducted at the end of January, 2018, in Tashkent. 56 % of them are male and 44 % of the rest respondents are female. 38 % of all the respondents are assistants; 38 % of them are senior teachers; 20 % of them are Associate of Professors; and 4 % of the rest respondents are professors. 16 % of the respondents have 1-5 years of pedagogical experience; 14 % - 6-10 years; 16 % - 11-15 years; 10 % - 16-20 years; 10 % - 21-25 years; 12 % - 26-30 years; 22 % of the rest respondents - more than 30 years of pedagogical experience.

According to the results of the conducted empirical sociological research, 60 % of the respondents having 1-10 years pedagogical experience; 58 % of the respondents having 11-20 years pedagogical experience; 33 % of the respondents having 21-30 years pedagogical experience; and 18 % of the respondents having more than 30 years pedagogical experience prefer to get material encouragement from their leaders for their productive works and efficient labors.

40 % of the respondents having 1-10 years pedagogical experience; 42 % of the respondents having 11-20 years pedagogical experience; 67 % of the respondents having

21-30 years pedagogical experience; and 82 % of the respondents having more than 30 years pedagogical experience want to get moral encouragement. So many respondents having 1-20 years pedagogical experience prefer material encouragement than moral one; many respondents having more than 21 years pedagogical experience support moral encouragement than material one (1-bar chart).



1-bar chart. The answers of the respondents on the first question

On the second question: **"When would you like to get material encouragement from your leaders?"**, 22 % of the respondents having 1-10 years pedagogical experience (supporting material encouragement - 60 % of all the respondents); 29 % of the respondents having 11-20 years pedagogical experience (supporting material encouragement - 58 % of all the respondents); 50 % of the respondents having more than 30 years pedagogical experience (supporting material encouragement - 18 % of all the respondents) give the answer they want to get it from their leaders when they defend their research works successfully. None of the respondents having 21-30 years pedagogical experience (supporting material encouragement - 33 % of all the respondents) choose this answer.

25 % of the respondents having 21-30 years pedagogical experience (supporting material encouragement - 33 % of all the respondents) give the answer they want to get it from their leaders when they become organizers of different events. Neither the respondents having 1-10 years pedagogical experience (supporting material encouragement - 60 % of all the respondents) nor the respondents having 11-20 years pedagogical experience (supporting material encouragement - 58 % of all the respondents) nor the respondents having more than 30 years pedagogical experience (supporting material encouragement - 18 % of all the respondents) choose this answer.

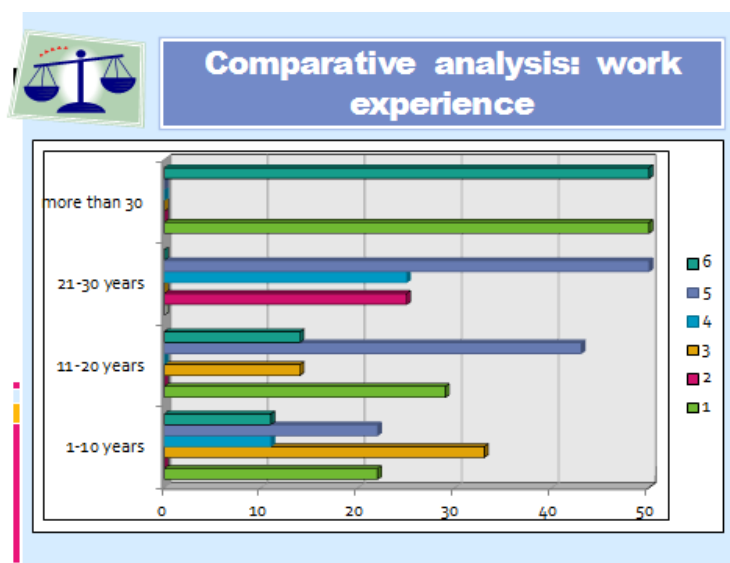
33 % of the respondents having 1-10 years pedagogical experience (supporting material encouragement - 60 % of all the respondents); and 14 % of the respondents having 11-20 years pedagogical experience (supporting material encouragement - 58 % of all the respondents) give the answer they prefer to get it from their leaders when their talented students become winners of Olympiads and different events. Neither the

respondents having 21-30 years pedagogical experience (supporting material encouragement - 33 % of all the respondents) nor the respondents having more than 30 years pedagogical experience (supporting material encouragement - 18 % of all the respondents) choose this answer.

11 % of the respondents having 1-10 years pedagogical experience (supporting material encouragement - 60 % of all the respondents); and 25 % of the respondents having 21-30 years pedagogical experience (supporting material encouragement - 33 % of all the respondents) give the answer they prefer to get it from their leaders when they make economical contracts and agreements. Neither the respondents having 11-20 years pedagogical experience (supporting material encouragement - 58 % of all the respondents) nor the respondents having more than 30 years pedagogical experience (supporting material encouragement - 18 % of all the respondents) choose this answer.

22 % of the respondents having 1-10 years pedagogical experience (supporting material encouragement - 60 % of all the respondents); 43 % of the respondents having 11-20 years pedagogical experience (supporting material encouragement - 58 % of all the respondents); 50 % of the respondents having 21-30 years pedagogical experience (supporting material encouragement - 33 % of all the respondents) give the answer they want to get it from their leaders when they participate in the public works actively. None of the respondents having more than 30 years pedagogical experience (supporting material encouragement - 18 % of all the respondents) choose this answer.

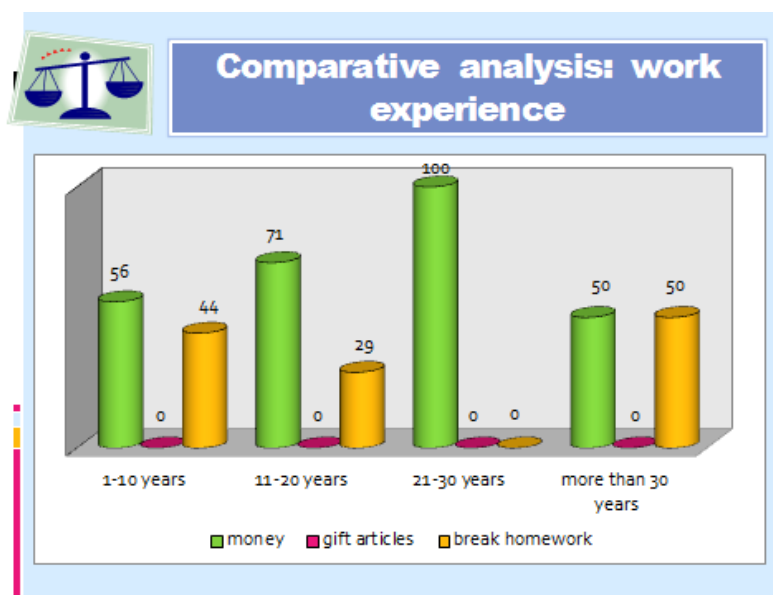
In addition, 11 % of the respondents having 1-10 years pedagogical experience (supporting material encouragement - 60 % of all the respondents); 14 % of the respondents having 11-20 years pedagogical experience (supporting material encouragement - 58 % of all the respondents); 50 % of the respondents having more than 30 years pedagogical experience (supporting material encouragement - 18 % of all the respondents) give the answer they want to get it from their leaders when they achieve great successes in the field of Science. None of the respondents having 21-30 years pedagogical experience (supporting material encouragement - 33 % of all the respondents) choose this answer (2-bar chart).



2-bar chart. The answers of the respondents on the second question

On the third question: **"Which of these ways would you like to get material encouragement from your leaders?"**, 56 % of the respondents having 1-10 years pedagogical experience (supporting material encouragement - 60 % of all the respondents); 71 % of the respondents having 11-20 years pedagogical experience (supporting material encouragement - 58 % of all the respondents); 100 % of the respondents having 21-30 years pedagogical experience (supporting material encouragement - 33 % of all the respondents); and 50 % of the respondents having more than 30 years pedagogical experience (supporting material encouragement - 18 % of all the respondents) prefer to get money as material encouragement from their leaders for their productive works and efficient labors.

So 44 % of the respondents having 1-10 years pedagogical experience (supporting material encouragement - 60 % of all the respondents); 29 % of the respondents having 11-20 years pedagogical experience (supporting material encouragement - 58 % of all the respondents); and 50 % of the respondents having more than 30 years pedagogical experience (supporting material encouragement - 18 % of all the respondents) prefer to get break homework as material encouragement. None of them wants to get gift articles from their leaders for their productive works and efficient labors (3-bar chart).



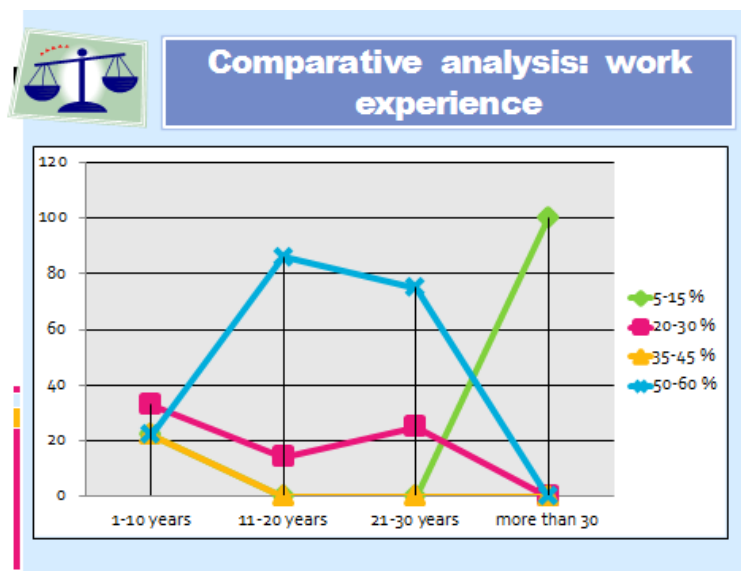
3-bar chart. The answers of the respondents on the third question

On the fourth question: **"How much extra money would you like to get from your leaders for your productive work and efficient labor?"**, 22 % of the respondents having 1-10 years pedagogical experience (supporting material encouragement - 60 % of all the respondents); and 100 % of the respondents having more than 30 years pedagogical experience (supporting material encouragement - 18 % of all the respondents) give the answer they prefer to get about 5-15 % of their salary as material encouragement. Neither the respondents having 11-20 years pedagogical experience (supporting material encouragement - 58 % of all the respondents) nor the respondents having 21-30 years pedagogical experience (supporting material encouragement - 33 % of all the respondents) choose this answer.

33 % of the respondents having 1-10 years pedagogical experience (supporting material encouragement - 60 % of all the respondents); 14 % of the respondents having 11-20 years pedagogical experience (supporting material encouragement - 58 % of all the respondents); and 25 % of the respondents having 21-30 years pedagogical experience (supporting material encouragement - 33 % of all the respondents) give the answer they prefer to get about 20-30 % of their salary as material encouragement. None of the respondents having more than 30 years pedagogical experience (supporting material encouragement - 18 % of all the respondents) choose this answer.

22 % of the respondents having 1-10 years pedagogical experience (supporting material encouragement - 60 % of all the respondents) give the answer they prefer to get about 35-45 % of their salary as material encouragement. Neither the respondents having 11-20 years pedagogical experience (supporting material encouragement - 58 % of all the respondents) nor the respondents having 21-30 years pedagogical experience (supporting material encouragement - 33 % of all the respondents) nor the respondents having more than 30 years pedagogical experience (supporting material encouragement - 18 % of all the respondents) choose this answer.

22 % of the respondents having 1-10 years pedagogical experience (supporting material encouragement - 60 % of all the respondents); 86 % of the respondents having 11-20 years pedagogical experience (supporting material encouragement - 58 % of all the respondents); and 75 % of the respondents having 21-30 years pedagogical experience (supporting material encouragement - 33 % of all the respondents) give the answer they prefer to get about 50-60 % of their salary as material encouragement. None of the respondents having more than 30 years pedagogical experience (supporting material encouragement - 18 % of all the respondents) choose this answer (4-bar chart).



4-bar chart. The answers of the respondents on the fourth question

On the fifth question: "How often would you like to get material encouragement from your leaders?", 33 % of the respondents having 1-10 years pedagogical experience (supporting material encouragement - 60 % of all the respondents); 14 % of the respondents having 11-20 years pedagogical experience (supporting material

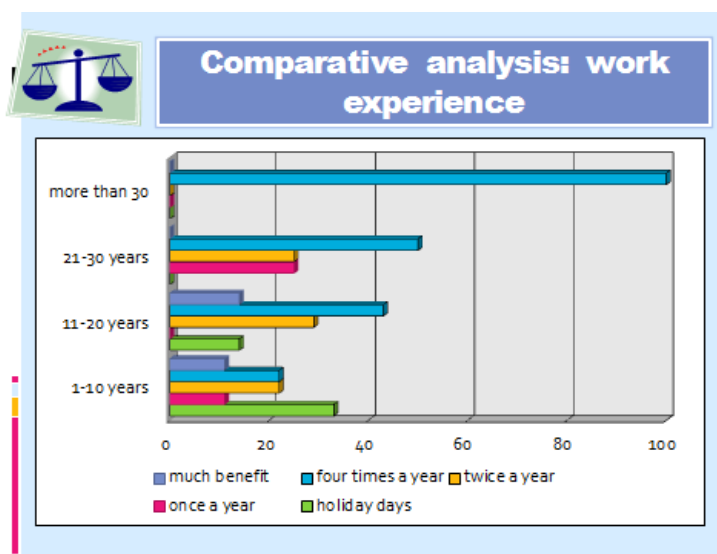
encouragement - 58 % of all the respondents) give the answer they want to get it only during holiday days. Neither the respondents having 21-30 years pedagogical experience (supporting material encouragement - 33 % of all the respondents) nor the respondents having more than 30 years pedagogical experience (supporting material encouragement - 18 % of all the respondents) choose this answer.

11 % of the respondents having 1-10 years pedagogical experience (supporting material encouragement - 60 % of all the respondents); and 25 % of the respondents having 21-30 years pedagogical experience (supporting material encouragement - 33 % of all the respondents) give the answer they prefer to get it at the end of the year (once a year). Neither the respondents having 11-20 years pedagogical experience (supporting material encouragement - 58 % of all the respondents) nor the respondents having more than 30 years pedagogical experience (supporting material encouragement - 18 % of all the respondents) choose this answer.

22 % of the respondents having 1-10 years pedagogical experience (supporting material encouragement - 60 % of all the respondents); 29 % of the respondents having 11-20 years pedagogical experience (supporting material encouragement - 58 % of all the respondents); and 25 % of the respondents having 21-30 years pedagogical experience (supporting material encouragement - 33 % of all the respondents) give the answer they prefer to get it every six months (twice a year). None of the respondents having more than 30 years pedagogical experience (supporting material encouragement - 18 % of all the respondents) choose this answer.

22 % of the respondents having 1-10 years pedagogical experience (supporting material encouragement - 60 % of all the respondents); 43 % of the respondents having 11-20 years pedagogical experience (supporting material encouragement - 58 % of all the respondents); 50 % of the respondents having 21-30 years pedagogical experience (supporting material encouragement - 33 % of all the respondents); and all the respondents (100 %) having more than 30 years pedagogical experience (supporting material encouragement - 18 % of all the respondents) give the answer they prefer to get it every quarter a year (four times a year).

11 % of the respondents having 1-10 years pedagogical experience (supporting material encouragement - 60 % of all the respondents); and 14 % of the respondents having 11-20 years pedagogical experience (supporting material encouragement - 58 % of all the respondents) give the answer they prefer to get it when the enterprise derives much benefit. Neither the respondents having 21-30 years pedagogical experience (supporting material encouragement - 33 % of all the respondents) nor the respondents having more than 30 years pedagogical experience (supporting material encouragement - 18 % of all the respondents) choose this answer (5-bar chart).

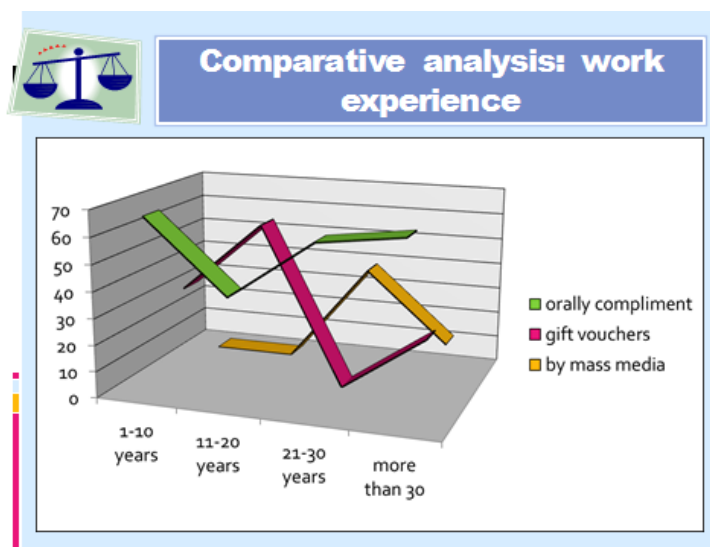


5-bar chart. The answers of the respondents on the fifth question

67 % of the respondents having 1-10 years pedagogical experience (supporting moral encouragement - 40 % of all the respondents); 40 % of the respondents having 11-20 years pedagogical experience (supporting moral encouragement - 42 % of all the respondents); 62 % of the respondents having 21-30 years pedagogical experience (supporting moral encouragement - 67 % of all the respondents); and 66 % of them having more than 30 years pedagogical experience (supporting moral encouragement - 82 % of all the respondents) give the answer they prefer to get verbal compliment from their leaders as moral encouragement.

33 % of the respondents having 1-10 years pedagogical experience (supporting moral encouragement - 40 % of all the respondents); 60 % of the respondents having 11-20 years pedagogical experience (supporting moral encouragement - 42 % of all the respondents); and 22 % of the respondents having more than 30 years pedagogical experience (supporting moral encouragement - 82 % of all the respondents) give the answer they prefer to get gift vouchers as moral encouragement. None of the respondents having 21-30 years pedagogical experience (supporting moral encouragement - 67 % of all the respondents) choose this answer.

38 % of the respondents having 21-30 years pedagogical experience (supporting moral encouragement - 67 % of all the respondents); and 11 % of the respondents having more than 30 years pedagogical experience (supporting moral encouragement - 82 % of all the respondents) give the answer they prefer to get moral encouragement by mass media. Neither the respondents having 1-10 years pedagogical experience (supporting moral encouragement - 40 % of all the respondents) nor the respondents having 11-20 years pedagogical experience (supporting moral encouragement - 42 % of all the respondents) choose this answer. So many respondents want to get verbal compliment as moral encouragement from their leaders for their productive works and efficient labors. The respondents having 1-20 years pedagogical experience don't want to get moral encouragement by mass media at all. But the respondents having more than 21 years pedagogical experience prefer it (6-bar chart).



6-bar chart. The answers of the respondents on the sixth question

20 % of the respondents having 11-20 years pedagogical experience (supporting moral encouragement - 42 % of all the respondents); 25 % of the respondents having 21-30 years pedagogical experience (supporting moral encouragement - 67 % of all the respondents); 22 % of the respondents having more than 30 years pedagogical experience (supporting moral encouragement - 82 % of all the respondents) give the answer they want to get it from their leaders when they defend their research works successfully. None of the respondents having 1-10 years pedagogical experience (supporting moral encouragement - 40 % of all the respondents) choose this answer.

49 % of the respondents having 1-10 years pedagogical experience (supporting moral encouragement - 40 % of all the respondents); 20 % of the respondents having 11-20 years pedagogical experience (supporting moral encouragement - 42 % of all the respondents); 38 % of the respondents having 21-30 years pedagogical experience (supporting moral encouragement - 67 % of all the respondents); 33 % of the respondents having more than 30 years pedagogical experience (supporting moral encouragement - 82 % of all the respondents) give the answer they want to get it from their leaders when they become organizers of different events.

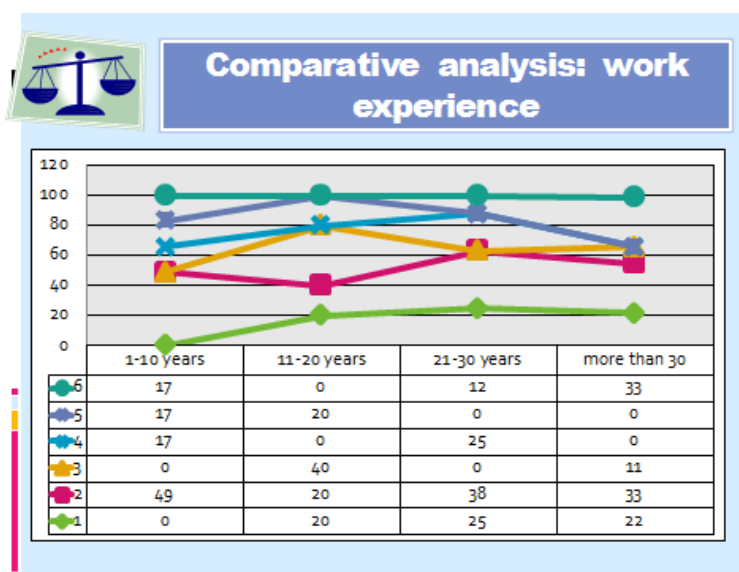
40 % of the respondents having 11-20 years pedagogical experience (supporting moral encouragement - 42 % of all the respondents); and 11 % of the respondents having more than 30 years pedagogical experience (supporting moral encouragement - 82 % of all the respondents) give the answer they want to get it from their leaders when their talented students become winners of Olympiads and different events. Neither the respondents having 1-10 years pedagogical experience (supporting moral encouragement - 40 % of all the respondents) nor the respondents having 21-30 years pedagogical experience (supporting moral encouragement - 67 % of all the respondents) choose this answer.

17 % of the respondents having 1-10 years pedagogical experience (supporting moral encouragement - 40 % of all the respondents); and 25 % of the respondents having 21-30 years pedagogical experience (supporting moral encouragement - 67 % of all the respondents) give the answer they want to get it from their leaders when they make

economical contracts and agreements. Neither the respondents having 11-20 years pedagogical experience (supporting moral encouragement - 42 % of all the respondents) nor the respondents having more than 30 years pedagogical experience (supporting moral encouragement - 82 % of all the respondents) choose this answer.

17 % of the respondents having 1-10 years pedagogical experience (supporting moral encouragement - 40 % of all the respondents); and 20 % of the respondents having 11-20 years pedagogical experience (supporting moral encouragement - 42 % of all the respondents) give the answer they want to get it from their leaders when they participate in the public works actively. Neither the respondents having 21-30 years pedagogical experience (supporting moral encouragement - 67 % of all the respondents) nor the respondents having more than 30 years pedagogical experience (supporting moral encouragement - 82 % of all the respondents) choose this answer.

In addition, 17 % of the respondents having 1-10 years pedagogical experience (supporting moral encouragement - 40 % of all the respondents); 12 % of the respondents having 21-30 years pedagogical experience (supporting moral encouragement - 67 % of all the respondents); and 33 % of the respondents having more than 30 years pedagogical experience (supporting moral encouragement - 82 % of all the respondents) give the answer they want to get it from their leaders when they achieve great successes in the field of Science. None of the respondents having 11-20 years pedagogical experience (supporting moral encouragement - 42 % of all the respondents) choose this answer (7-bar chart).



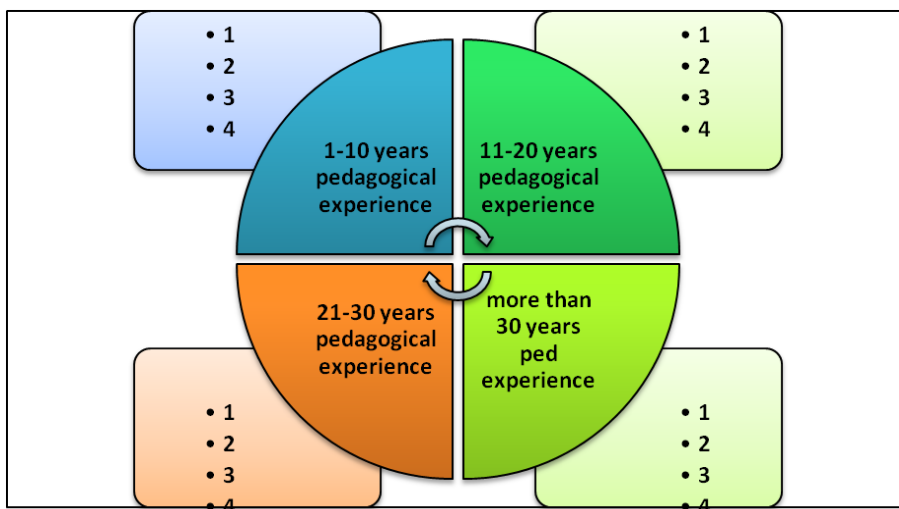
7-bar chart. The answers of the respondents on the seventh question

Conclusion of the conducted empirical sociological research

The conclusions of the conducted empirical sociological research: comparative analysis (pedagogical experience)	
1	Many respondents having 1-20 years pedagogical experience prefer material encouragement than moral one; many respondents having more than 21 years pedagogical experience support moral encouragement than material one;
2	Many respondents having 1-10 years pedagogical experience (60 % of them supporting material encouragement) prefer to get material encouragement when their talented students become winners of Olympiads and different events. Both many respondents having 11-20 years pedagogical experience (58 % of them supporting material encouragement) and many respondents having 21-30 years pedagogical experience (33 % of them supporting material encouragement) want to get it when they become organizers of different events. Many respondents having more than 30 years pedagogical experience (18 % of them supporting material encouragement) want to get it when they achieve great successes in the field of Science and when they defend their research works successfully;
3	Many respondents having from 1 to more than 30 years pedagogical experience prefer to get money from their leaders as material encouragement. Some of them want to get break homework as material encouragement. None of them wants to get gift articles from their leaders for their productive works and efficient labors;
4	Many respondents having 1-10 years pedagogical experience (supporting material encouragement – 60 % of all the respondents) prefer to get about 20-30 % of their salary as material encouragement. Both many respondents having 11-20 years pedagogical experience (58 % of them supporting material encouragement) and many respondents having 21-30 years pedagogical experience (33 % of them supporting material encouragement) want to get about 35-45 % of their salary as material encouragement. All the respondents having more than 30 years pedagogical experience (supporting material encouragement – 18 % of all the respondents) prefer to get about 50-60 % of their salary from their leaders as material encouragement;
5	Many respondents having 1-10 years pedagogical experience (supporting material encouragement – 60 % of all the respondents) prefer to get material encouragement only during holiday days. Both many respondents having 11-20 years pedagogical experience (58 % of them supporting material encouragement) and many respondents having 21-30 years pedagogical experience (33 % of them supporting material encouragement) want to get it every quarter a year (four times a year). All the respondents having more than 30 years pedagogical experience (supporting material encouragement – 18 % of all the respondents) also prefer to get it every quarter a year (four times a year) from their leaders for their productive works and efficient labors;
6	Many respondents having 1-10 years pedagogical experience (supporting moral encouragement – 40 % of all the respondents); having 21-30 years pedagogical experience (supporting moral encouragement – 67 % of all the respondents); and having more than 30 years pedagogical experience (supporting moral encouragement – 82 % of all the respondents) want to get verbal compliment as moral encouragement from their leaders for their productive works and efficient labors. But many respondents having 11-20 years pedagogical experience (supporting moral encouragement – 42 % of all the respondents) prefer to get gift vouchers as moral encouragement. The respondents having 1-20 years pedagogical experience don't want to get moral encouragement by mass media at all. But the respondents having more than 21 years pedagogical experience prefer it;
7	Many respondents having 1-10 years pedagogical experience (supporting moral encouragement – 40 % of all the respondents); having 21-30 years pedagogical experience (supporting moral encouragement – 67 % of all the respondents); and having more than 30 years pedagogical experience (supporting moral encouragement – 82 % of all the respondents) want to get moral encouragement from their leaders when they become organizers of different events.. But many respondents having 11-20 years pedagogical experience (supporting moral encouragement – 42 % of all the respondents) prefer to get moral encouragement from their leaders when their talented students become winners of Olympiads and different events.

Using interactive technologies for describing the results of the conducted sociological research

Comparison table



Interactive method: <u>comparison table</u>			
1-10 years	11-20 years	21-30 years	More than 30 years
Material encouragement	Material encouragement	Moral encouragement	Moral encouragement
Their students become winners	They become organizers of events	They become organizers of events	They defend their research works
Money	Money	Money	Money
About 20-30 % of their salary	About 35-45 % of their salary	About 35-45 % of their salary	About 50-60 % of their salary
Only during holiday days	Four times a year	Four times a year	Four times a year
Verbal compliment	Gift vouchers	Verbal compliment	Verbal compliment
They become organizers of events	Their students become winners	They become organizers of events	They become organizers of events